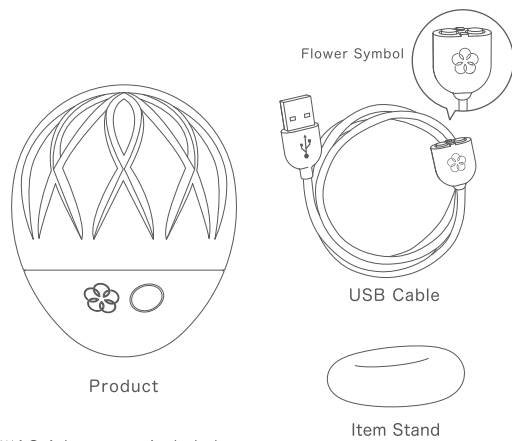
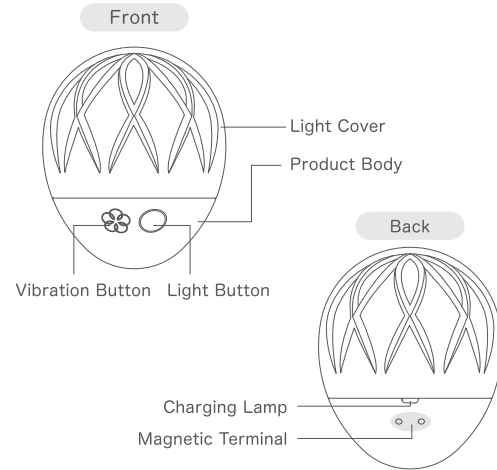


## Product Contents



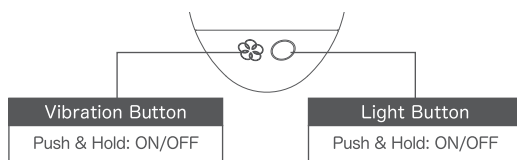
※AC Adapter not included.

## Product



English 1-2

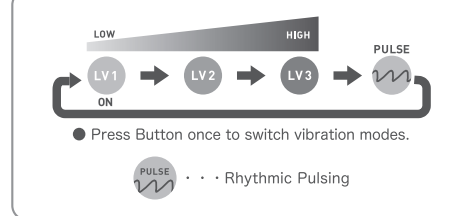
## How to Use



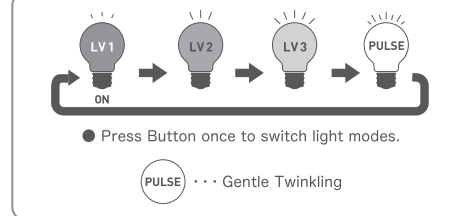
- Push & Hold Button for three seconds to turn the respective functions ON/OFF.
- Press Button once to switch modes.
- Ensure both Light and Vibration are OFF before storing.

- ⚠ Do not forcibly squeeze, twist, or pull on the Light Cover. This may damage the product material.
- ⚠ Silicone-based / oil-based lubricants / other oils such as massage oil or baby oil may cause damage to the product material.
- ⚠ Use only water-based lubricants with this product.
- ⚠ The iroha ukidama is waterproof up to 50cm. Do not place in deeper waters or expose to intense streams of water. This may lead to product damage.

## Vibration Modes



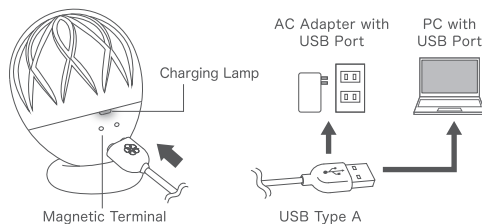
## Light Modes



English 3-4

## Charging

- ① Connect the USB Cable to the Magnetic Terminal with the Flower symbol (🌸) facing upwards.
  - ② Plug the USB Cable into an available PC USB port or AC Adapter.
  - ③ If connected properly, the Charging Lamp will turn on.
  - ④ Once fully charged, the Charging Lamp will turn off.
- ※ If the product is already fully charged when the USB cable is attached, the Charging Lamp will turn on for a short time before turning off.



The ukidama does not stand upright.  
Please place it on the included stand when charging.

- ⚠ Please ensure USB is compatible with your AC Wall Plug Adapter.
- ⚠ For first use, or use after a long period of disuse, please make sure to fully charge.
- ⚠ To sustain battery life as long as possible, please recharge to full charge at least every 6 months.
- ⚠ Do not use any Charging Cable other than the included USB Cable.
- ⚠ The product will not charge if the USB Cable is connected facing the wrong way.
- ⚠ The included USB Cable is not waterproof.
- ⚠ Do not attempt to attach or remove USB Cable with wet hands, as this may lead to burns, electrocution, or injury.

English 5-6

## Cleaning & Storage

- ① Always remove USB Cable from Product before cleaning.
- ② Please wash with cold or tepid water.
- ③ If using soap, please use only a mild, neutral soap.
- ④ Pat dry with a dry cloth to remove any excess water, and leave to air dry.
- ⑤ Once dry, store in a cool, dry place away from direct sunlight.

- ⚠ If there is water inside the light cover after use, remove the light cover from the body, dry it, and then reattach it to the body.
- ⚠ Thoroughly clean the Product before first use.
- ⚠ Do not clean with hot water. Do not place in hot or cold water for extended periods of time.
- ⚠ Do not clean with alcohol or highly acidic/alkaline cleaners. This may cause disfiguration of product.
- ⚠ Store away from direct sunlight, in a cool, dry place.
- ⚠ Please do not store with insecticides, solvents, silicone items, or oil-based products. This may cause the product to become deformed.

## Light Cover Usage Instructions

The product is designed to be waterproof. However, water may enter through the gap between the body and light cover. In such cases, remove the light cover and wipe out the moisture inside. Dry the light cover and then reattach it to the body.

### Removing the light cover



Firmly squeeze the light cover from the sides.



Insert a finger into the gap that forms and remove the body.

### Reattaching the light cover



Hook the light cover's edge on the groove on the body.



Attach the light cover by pushing the body into it.

English 7-8

## Troubleshooting

? The product won't turn on / the product won't stay on / the vibration is weak / the light is weak

- Press and hold Button for 2~3 seconds.
- Ensure the item is fully charged.
- Deplete the battery completely once, then fully charge. There are cases where doing so several times will fix the problem. If a long time has passed since purchase, the product life of the battery may have ceased.

? The product won't charge / Charging Lamp won't turn on

- Is the USB Cable correctly attached?
- Is the USB Cable attached with the Magnetic Terminal facing the correct way?
- Is there any dirt on the connectors of the cables? If there is, please clean with a dry cloth or cotton swab.
- The Product may be fully charged. The Charging Lamp will turn off once fully charged.

? The product won't stop charging.

- Is the USB Cable attached with the Magnetic Terminal facing the correct way?
- Is there any dirt on the connectors of the cables? If there is, please clean with a dry cloth or cotton swab.
- If the Charging Lamp does not turn off after 60 minutes, there may be an issue with the connection. Please disconnect completely, reconnect and attempt the charging process once again.

English 9-10

## WARNING

- If you have a pacemaker or other electronic medical instrument, are pregnant, are being treated for any medical issue, or otherwise have any concerns regarding your health, please consult a doctor before use of this product.
- DO NOT use on any damaged, irritated skin or any other bodily areas requiring medical attention.
- If you notice any adverse physical effects during use, cease use immediately and contact a medical professional. Prolonged use may cause injury or health problems.
- If you find the item to be defective, cease use immediately and turn product OFF. Continued use may cause injury.
- Keep out of reach of children. Detachable parts may cause choking hazards.
- Do not attempt to fix the product if found defective. This may lead to fire and electricity hazards and may put you in danger.
- Do not place item in or near open flames. Do not attempt to heat the item up or place in high temperature areas. Do not use if hot. Any of these may lead to overheating, fire hazards or explosion of item.
- Always connect USB Cable to Magnetic Terminal facing the correct way up. Not doing so may lead to damage of product, overheating, or fire hazards.
- Do not twist/bend or forcibly remove USB Charger.
- Do not use if USB Cable is damaged. This may lead to short-circuiting of item, electrocution, or fire hazards.
- Do not attempt to attach or remove USB Cable with wet hands, as this may lead to burns, electrocution, or injury.

## Caution

- Thoroughly clean the Product before first use.
- Always wash before and after every use.
- Do not boil or attempt to wash with hot water. Do not place in hot or cold water for extended periods of time.
- Do not clean with alcohol or highly acidic/alkaline cleaners. This may cause disfiguration of product.
- Keep away from hot, humid places and direct sunlight. These may cause product damage or fire hazards.
- Please do not store with insecticides, solvents, silicone items, or oil-based products. This may cause the product to become deformed.
- Please ensure USB is compatible with your AC Wall Plug Adapter.
- For first use, or use after a long period of disuse, please make sure to fully charge.
- To sustain battery life as long as possible, please recharge to full charge at least every 6 months.
- Do not use any Charging Cable other than the included USB Cable.
- The product will not charge if the USB Cable is connected facing the wrong way.
- The included USB Cable is not waterproof.
- Silicone-based / oil-based lubricants / other oils such as massage oil or baby oil may cause damage to the product material.
- Use only water-based lubricants with this product.
- The iroha ukidama is waterproof up to 50cm. Do not place in deeper waters or expose to intense streams of water. This may lead to product damage.

English 11-12

- DO NOT drop or expose to extreme force as this may cause product damage.
  - Do not place under heavy objects or near hot objects. These may cause electrical and fire hazards.
  - Do not place Product in mouth. Do not attempt to swallow product. Do not insert item in body.
  - Do not use when tired or under the influence of alcohol as this may cause health troubles.
  - Do not remove the body's exterior, as this can result in malfunction, fire, or abnormal operation.
  - Do not use in salt water or sea water. This may lead to product damage.
  - Do not share with others to avoid transmission of contagious diseases and infections.
  - Do not use on same part of body for over 15 minutes.
  - Always turn OFF after use to avoid physical accidents or product damage.
  - Do not charge the product while ON. This may cause product damage and fire hazards.
  - Always remove USB Cable when cleaning item.
  - When removing USB Cable, always hold port and NOT the cable, and do not apply excessive force to remove USB Cable. Using excessive force may lead to short-circuiting, electrocution, or fire hazards.
  - Product and included USB Cable include a strong magnet. Do not place near cell phones, watches or clocks, magnetic IC cards, music players or any other items that are affected by a magnetic field. This may lead to product damage or damage of items placed near them.
- ※ TENGA Co., Ltd. can not be held responsible for any damage due to exposure to strong magnetic currents.
- While not charging, always remove USB charger from electricity source to avoid dust or other dirt from causing fire and electric hazards.

- Please occasionally remove dust from USB Plug and USB Charger, as excessive build-up of dust in these areas may cause a fire hazard.
- Do not pull on or twist the light cover with excessive force, as doing so may damage it.
- Do not pull on or twist the stand with excessive force, as doing so may damage it.

## Disposal

.....  
Regarding disposal of Waste Electrical and Electronic Equipment (WEEE).

The symbol below of a crossed-out dustbin indicates that this item should be taken to an appropriate collection point for proper disposal. Please do not dispose with household waste. Product contains Li-ion Polymer Battery.



English 13-14

## Product Specifications

|                                     |   |
|-------------------------------------|---|
| Product Name and Code               | iroha ukidama<br>TAKÉ HMU-01<br>HOSHI HMU-02<br>HANA HMU-03                                       |
| Product Dimensions / Weight         | 57 x 57 x 69mm / Approx. 72g  |
| Running Times<br>(At Full Strength) | Light Only: Approx. 210min<br>Vibration Only: Approx. 60min<br>Light and Vibration: Approx. 45min |
| Charging Time                       | Approx. 60min   |
| Rated Voltage / Amperage            | DC 5V, 1A   |
| USB Cable Length                    | 1m (Magnetic Terminal - USB A Connector)  |
| Materials                           | Product: Silicone, TPU, ABS, PC<br>Stand: Silicone<br>USB Cable: PVC, Magnet                      |
| Power Supply                        | Rechargeable Li-ion Polymer Battery   |
| Country of manufacture              | China   |

## Product Warranty

.....  
※ Warranty inquiries require proof of purchase such as a receipt. This product is covered by a 1 (one) Year Warranty from date of purchase. Product warranty will become void under the following circumstances.

- If you fail to show both this User Manual and Original Purchase Receipt.
- Abnormal usage methods, or usage methods deemed inappropriate or otherwise mentioned as invalidating Warranty in this User Manual.
- Damages made during delivery of product, moving of product or accidental damages.
- Damages caused by natural disasters or use at wrong voltage.
- Cosmetic damage due to fair use of Product.

English 15-16

## Product Warranty

|   |        |
|---|--------|
| Name:   |        |
| Address:  |        |
| Telephone Number:   |        |
| Warranty Period:  | 1 Year |
| Date of Purchase:   |        |
| Place of Purchase<br>(Store Name, Address, Phone Number) - Attach Receipt |        |

Contact Details : <https://iroha-tenga.com/en/contact/>

English 17-18