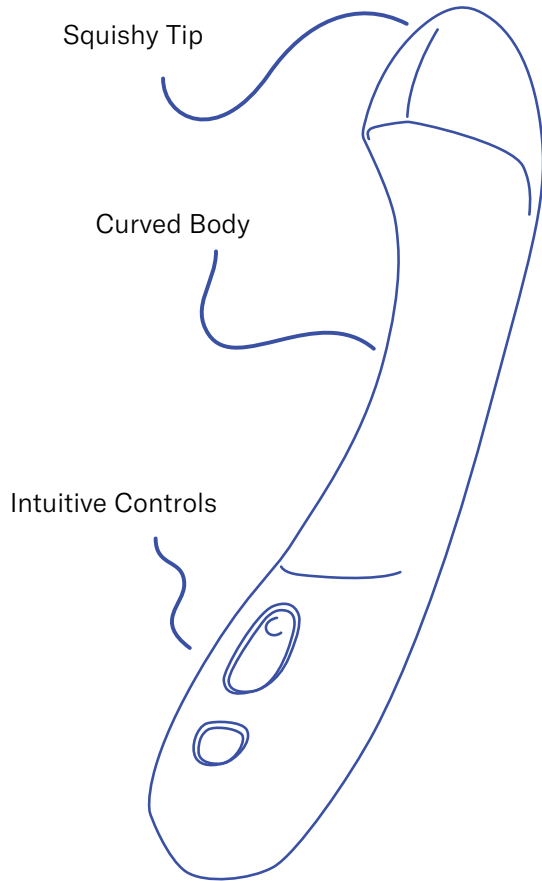


# Dame

## Meet Arc

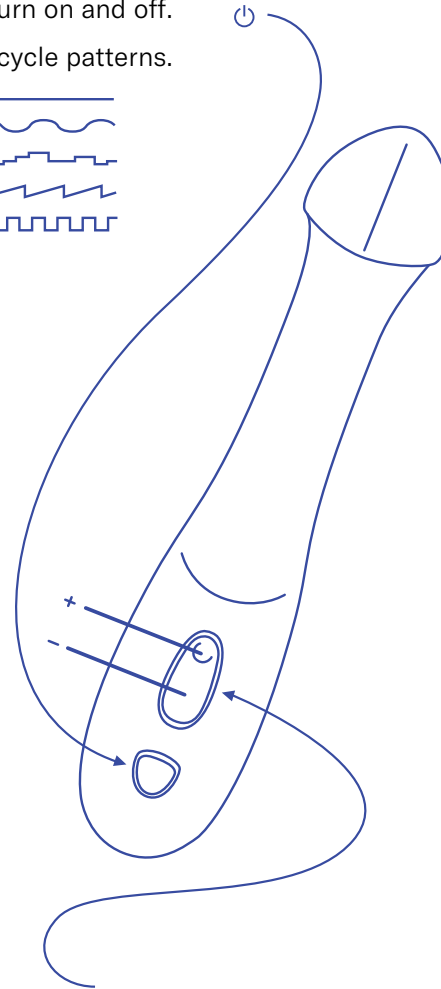
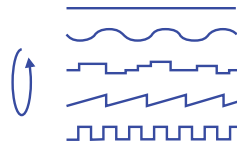


### Using Arc

Please fully charge Arc before use. Arc has one button for power and patterns, and another for intensity.

**Hold** to turn on and off.

**Press** to cycle patterns.



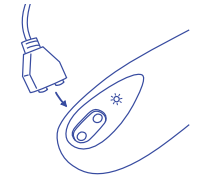
You can change the intensity on any pattern in two ways:

**Hold** for steady intensity change.

**Press** for stepped intensity change.

### Charging Arc

Please fully charge Arc before use. Arc has one button for power and patterns, and another for intensity.



-----  
Charging

-----  
Fully Charged

If the battery is low, the LED will blink red when the button is pressed. The LED may continue to blink when fully charged if plugged into a USB hub with other devices.

### Travel Mode

Hold the power button for 10 seconds to activate Travel Mode - the LED will blink for those ten seconds and flash red at the end. In Travel Mode, Arc cannot be turned on accidentally. Plug in Arc to exit this mode.

### Caring for Arc

Arc is waterproof. Always clean Arc after every use, using either soap and water or a water-based sex toy cleaner. Dry thoroughly. Store Arc separately from other toys, and away from extreme heat or cold.

### Caution

Do not use silicone-based lube with Arc.

Do not insert anally; Arc's base is not flared enough for anal use.

Do not clean Arc with products containing alcohol, petroleum, or acetone.

Do not boil, bake, or clean Arc in the dishwasher.

## Enjoy!

**More q's?**

[support@dameproducts.com](mailto:support@dameproducts.com)