

AIR-TECH

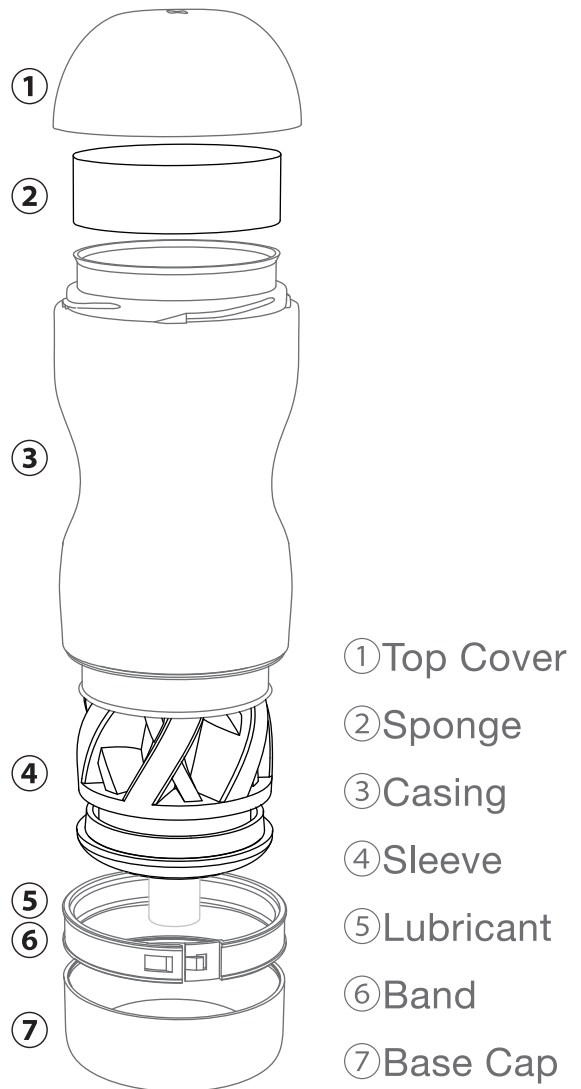
VACUUM CONTROLLER COMPATIBLE

USER MANUAL

For safe use,
please always follow instructions.



- Included Parts -



How to Use

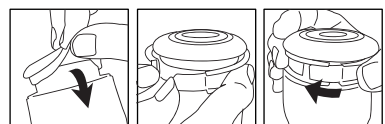
Sponge (This prevents leakage from Air Hole.)

1. Twist to remove Top Cover
2. Wash Sponge thoroughly with water
3. Place Sponge inside Top Cover



Applying the Band

1. Set Sleeve with lip covering rim
2. Place Band over the exposed Sleeve
3. Close Band



Removing the Band

1. Place finger on Tab
2. Pull outwards to remove Band



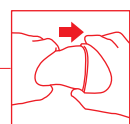
How to Wash

1. Wash with water to remove remaining lube or bodily fluid
2. Wash Sleeve while inverting
3. Dry with clean towel



When using Vacuum Controller (Sold Separately)

- This product is Vacuum Controller Compatible
- ALWAYS Read Vacuum Controller User Manual before use
- When using the AIR-TECH VC with the Vacuum Controller, please ensure the Top Cover of the AIR-TECH VC is screwed on tightly, and use the appropriate Vacuum Controller Adapter as stated in its User Manual.
- ※ To ensure vacuum intensity, the Adapter connection is designed to be tight.
- Stop twisting the Top Cover on when you feel it click in place.
- Twisting the Top Cover further will cause it to come off, breaking the seal necessary for vacuum suction.
- **After use, remove the Vacuum Controller by holding the Adapter and pulling straight up without twisting the device.**
- If you twist the Vacuum Controller while removing it from the AIR-TECH VC, the Top Cover may become lodged inside the Vacuum Controller Adapter.
- REMEMBER to use the Release Button on the Vacuum Controller as the suction can quickly become very strong
- If you feel pain during use press Release Button on Vacuum Controller immediately
- Do not use product upside-down while attached to Vacuum Controller
- Recommended use of lubricant each use is 20-25ml. Additional lubricant or adding more during use may cause lubricant to enter Vacuum Controller and may cause loss of suction or product damage.



Usage Warning

- After use, always wash soon with cold or tepid water to remove remaining lubricant or bodily fluid.
- Failure to wash soon after use may cause clogging of sponge, leading to loss of suction, air leakage and other product defects.
- If clogging of the sponge is troubling you please wash sponge with mild or neutral soap.
- After washing, please dry with a soft towel.
- Do not wash with hot water, leave submerged for extended periods of time, or boil product.
- Always wash all parts after use, and ensure product is dry before storing.
- The enclosed lubricant is a one - time amount of TENGAs HOLE LOTION REAL.
- We recommend the TENGAs brand lubricants for further use.
- Silicone-based / oil-based lubricants / other oils such as massage oil or baby oil may cause damage to the product material.
- Product life can be extended with proper care and maintenance.
- Product life may be at end if: Sponge is clogged / Sleeve is stretched / Other wear & tear from normal use.
- The TENGAs Vacuum Controller (sold separately) is not waterproof so do not wash with water.